

# FMM01U series

## MANUAL FIRE ALARM STATION

### Features

- Single or dual action
- Key reset
- Wire leads or terminal connectors
- Gold plated SPST and contacts
- High-gloss enamel finish
- Plastic break rod



### Description

The FMM01U series are die-cast metal fire alarm pull stations available in either single or dual action configuration with Single Pole Single Throw (SPST) contacts. Also either lead wire or terminal strip connection is available in the series. The normally-open contact, which closes when the pull station is activated, is rated for 1A, 30VDC. The contacts are gold plated to avoid the risk of corrosion. The FMM01U series station can be reset by dedicated key after activation.

Applicable addressable modules are Miniature Contact Module (FRRU004-MCM), Single Contact Module (FRRU004-SCM4) and Dual Contact Module (FRRU004-DCM4).

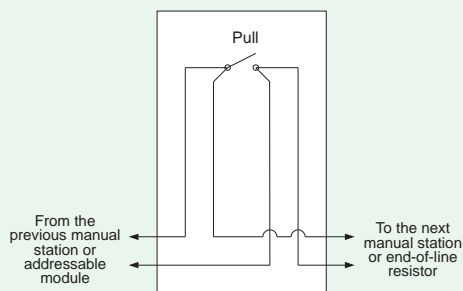
The FMM01U series are operated by pulling the handle on the front of the station as far down as it will go, at which point the handle locks into place and is easily visible from up to 50 feet. The handle is reset by opening the station with the key, placing the handle in the normal upright position and re-locking the station. On the dual action modules, the push rod rotates inward allowing the pull handle to be grasped in one handed motion.

### Ordering Information

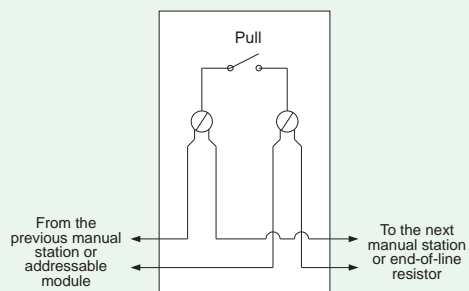
- Model no. FMM01U-BK2: Single action, lead wire connection, SPST
- Model no. FMM01U-SK2: Single action, terminal strip connection, SPST
- Model no. FMM01U-BK1: Dual action, lead wire connection, SPST
- Model no. FMM01U-SK1: Dual action, terminal strip connection, SPST

### Specifications

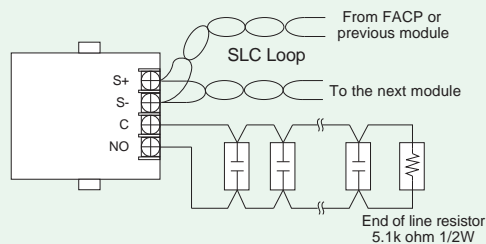
No.	Item	Specification
1	Switching rating	1A at 30 VDC, 1A at 125 VAC
2	Dimensions	120mm (4.72inches) (H) x 80mm (3.15inches) (W) x 30mm (1.18inch) (D)
3	Applicable electrical box installation	North American 2-1/2 inches (64mm) single gang box



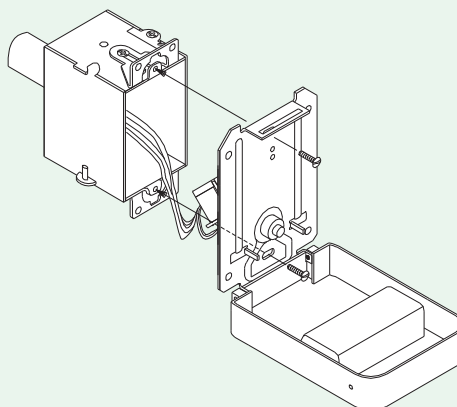
Wiring for FMM01U-BK1 and BK2



Wiring for FMM01U-SK1 and SK2



Wiring for FMM01U-BK1 and BK2 with addressable module FRRU004-MCM.  
For the wiring with FRRU004-SCM4 or FRRU004-DCM4, refer to the Installation Manual.



Installation in electrical box

## NOTE

- The information contained herein does not purport to cover all the details or variations of the equipment described, nor to provide for every possible contingency that may be met in connection with its installation, operation or maintenance.
- Specifications are subject to change without notice. Contact Nohmi before relying on the information.
- Actual performance is based on proper application of the product by a qualified professional.
- Should further information be required or should particular concerns arise that are not covered sufficiently for the purchaser's purposes, the matter should be referred to Nohmi or your nearest distributor.

**NOHMI**  
NOHMI BOSAI LTD.

• Head Office: 4-7-3 Kudan-Minami, Chiyoda-ku, Tokyo  
102-8277, Japan  
• Phone: (81)3-3265-0231  
• F A X: (81)3-3265-5348  
URL <http://www.nohmi.co.jp/english/>

Contact