


# FBM01U-D

## FIRE ALARM BELL

### Features

- Indoor/outdoor motor driven design
- Polarized mode with wide listed voltage range using filtered DC or unfiltered FWR input voltage
- Terminals for fast in/out field wiring
- High sound dB output with low current draw
- Built-in trim plate for a clean flush mount installation
- Gong size 6 inches only
- RFI and EMI noise suppression element built-in
- Red color only



### Description

The FBM01U-D is an indoor/outdoor bell utilizing a specially designed gong that gives out a loud mechanical resonant tone. The improvement is designed to make the bell more effective and provide performance and dependability at a low current consumption. The bell design incorporates a micro-motor with built-in varistor suppression element to reduce RFI and EMI interference found in microprocessor driven fire alarm control panel.

The terminal is designed to make it convenient when wiring or trouble-shooting is made. The design features as a result save you time and provide a more effective installation for maximum performance.

The FBM01U-D is made available in 6 inches gong size and is painted red to enhance its appearance and provide a long durability.

The FBM01U-D requires 24 VDC as the rated voltage input power for its operation. The 24 VDC power can be derived from the control panel or a UL listed remote power supply.

### Ordering Information

Model no. FBM01U-D

### Specifications

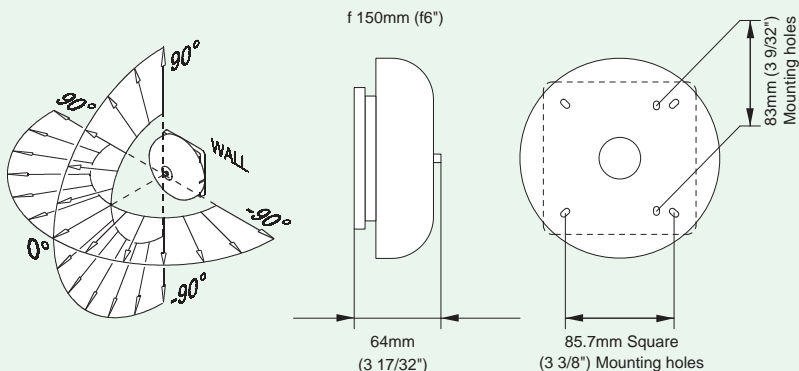
No.	Item	Specification
1	Gong size 6 inches	6 inches
2	Rated voltage	24 VDC
3	Rated current	12 mA
4	Operating range	16 to 33 VDC
5	UL rating	87 dB
6	Indoor measurement	86 to 89 dBA
7	Operating temperature range	0°C to 49°C (32°F to 120°F)
8	Applicable electrical box for installation	North American standard 4 inches square back box and 2 inches wide gangable or non-gangable switch box for indoor use Dedicated weather proof back box for outdoor use (BBX-4)

### Detailed Electrical Specifications for Operation

16VDC				24VDC				33VDC			
UL		Typical		UL		Typical		UL		Typical	
DC mA	FWR mA	dB	dB	DC mA	FWR mA	dB	dB	DC mA	FWR mA	dB	dB
7.0	8.0	77	81	12.1	12.4	83	87	13.5	24.2	85	89

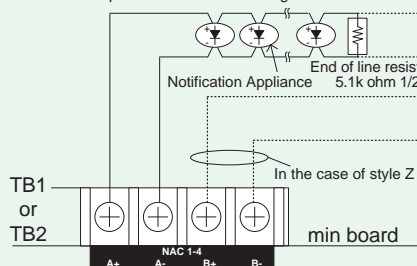
Horizontal		Vertical	
Angle	[dB/m]	Angle	[dB/m]
-90	-5.1	90	-4.2
-75	-4.3	75	-0.5
-60	-1.9	60	2.2
-45	1.4	45	-2.2
-30	-3.4	30	-3.7
-15	-4.5	15	-0.9
0	0.0	0	0.0
15	-4.0	-15	-0.4
30	-3.0	-30	-1.2
45	-1.5	-45	-4.4
60	-2.9	-60	-5.0
75	-2.1	-75	-5.0
90	-1.8	-90	-5.9

Typical Horizontal Vertical Dispersion

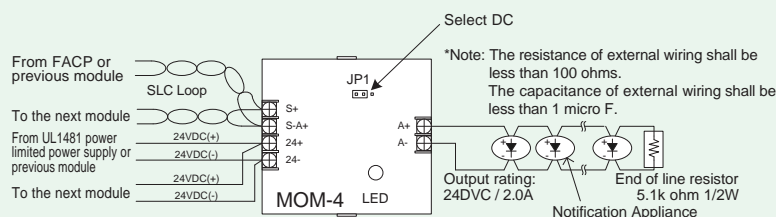


Dimensions

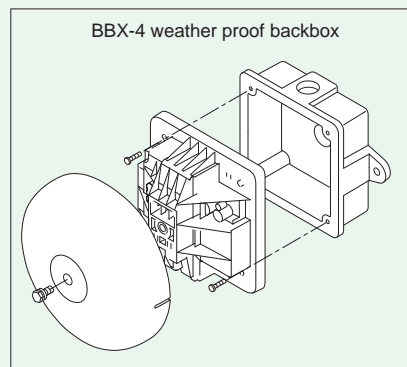
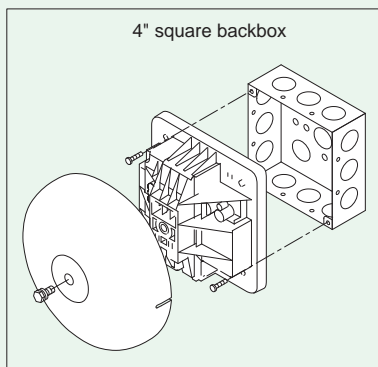
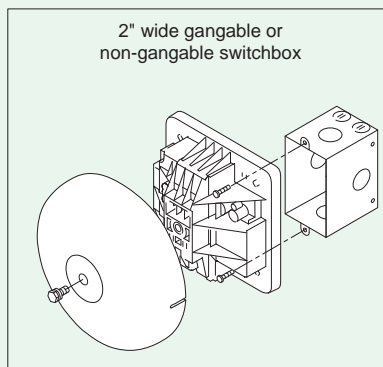
\*Note: The resistance of external wiring shall be less than 100 ohms.  
The capacitance of external wiring shall be less than 1 micro F.



Wiring of NAC output on main board



Wiring of monitored output module (FRRU004-MOM4) with alarm bells



## NOTE

- The information contained herein does not purport to cover all the details or variations of the equipment described, nor to provide for every possible contingency that may be met in connection with its installation, operation or maintenance.
- Specifications are subject to change without notice. Contact Nohmi before relying on the information.
- Actual performance is based on proper application of the product by a qualified professional.
- Should further information be required or should particular concerns arise that are not covered sufficiently for the purchaser's purposes, the matter should be referred to Nohmi or your nearest distributor.

**NOHMI**  
NOHMI BOSAI LTD.

• Head Office: 4-7-3 Kudan-Minami, Chiyoda-ku, Tokyo  
102-8277, Japan  
• Phone: (81)3-3265-0231  
• F A X: (81)3-3265-5348  
URL <http://www.nohmi.co.jp/english/>

## Contact