



Ordering Information

<u>Stock Number</u>	<u>Model Number</u>	<u>Model Designations</u>
4890005	EH-24R	R = Red faceplate
4890006	EH-24W	W = Off-White faceplate
4890007	EH-24PR	P = Plain
4890008	EH-24PW	



Product includes a 5 year warranty

Features

- Nominal voltage 24 VDC
- Horn is available in 12 VDC or 24 VDC
- Super-Slide Bracket - ease of supervision testing
- Checkmate® - instant voltage verification
- Synchronize strobe and/or horn with AVSM Control Module
- Prewire entire system, install mounting bracket, then install signals
- Documented lower installation and operating costs
- Input terminals 12 to 18 AWG
- Switch selection for high or low dBA
- Switch for chime, whoop, mechanical, and 2400 Hz tone
- Switch for continuous or temporal 3 (not available on whoop tone)
- Tamperproof re-entrant grill
- Surface mount with the AVBB (Surface Back Box)
- Silence horn while strobes remain flashing
- Faceplate available in red or off-white

Dimensions

- 5" (12.7 cm) height x 4.5" (11.43 cm) wide x 2.5" (6.35 cm) deep

Operating temperature

- 32°F to 120°F (0°C to 49°C). The EH-24 Series is not listed for outdoor use.

Description

The EH24 Series is a low profile electronic horn that offers dependable audible output at the lowest current available.

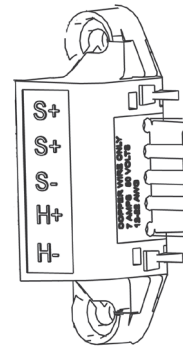
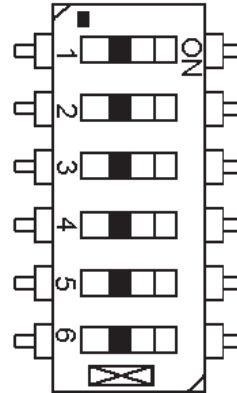
The EH24 Series horn offers a continuous or synchronizable temporal three in 2400Hz and mechanical tone, a chime, and whoop tone. All tones are easy for the professional to change in the field by using switches.

The EH24 Series is supplied with the standard 4" mounting plate which incorporates the popular Super-Slide® feature that allows the installer to easily test for supervision. The product also features a locking mechanism which secures the product to the bracket without any screws showing.

The EH24 Series also features the patented Checkmate® - Instant Voltage Verification feature, which allows the installer to check the voltage drop draw and match it to the blueprint.

Tone Switch Locations

TONE	SWITCH POSITION		
	3	4	5
Mechanical Temporal 3	ON	ON	ON
Mechanical - Continuous	OFF	ON	ON
2400Hz - Temporal 3	ON	OFF	ON
2400Hz - Continuous	OFF	OFF	ON
Chime - Temporal 3	ON	ON	OFF
Chime - Continuous	OFF	ON	OFF
Whoop	ON	OFF	OFF
Whoop	OFF	OFF	OFF

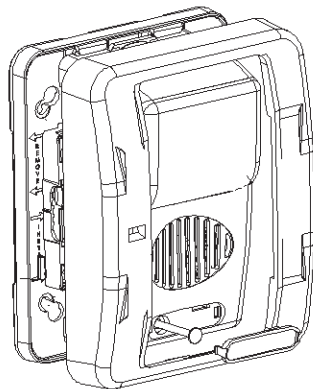


NOTE:

- Switch Positions 1 and 2 in the OFF position to select isolated horn and strobe power inputs.
- Switch Position 6 ON = HIGH dBA
- Switch Position 6 OFF = LOW dBA

**Super-Slide®
Mounting Bracket**

Allows the installer to pre-wire the system, test for system supervision, remove the signal head until occupancy, switch out signals without changing mounting brackets and has locking edge connector for snap-in place installation.



To remove bezel, grip both sides of bezel and pull in a downward and outward motion.

Checkmate® Instant Voltage Verification

It is often necessary to confirm the voltage drop along a line of devices. The access holes are provided in the back of the terminal block to allow the voltage to be measured directly without removing the device. Typically this would be done at the end of the line to confirm design criteria. Most measurements will be taken using the S+ and S- locations although access is provided to other locations.

NOTE: Care should be taken to not short the test probes.

EH-24 Product Horn Decibel and Current Ratings			
Horn Mode	Minimum dBA @ 10ft. per ANSI/UL 464 (HIGH)	Minimum dBA @ 10ft. per ANSI/UL 464 (LOW)	Regulated 24 VDC Max. Operating @ High Setting (mA)
Temp 3 2400Hz	78	71*	28
Temp 3 Mechanical	76	70*	25
Temp 3 Chime	70*	66*	15
Continuous 2400Hz	81	74*	28
Continuous Mechanical	80	72*	25
Continuous Chime	70*	66*	15
Whoop	82	69*	56

NOTES:

- The sound output for the temporal 3 tone is rated lower since the time the horn is off is averaged into the sound output rating. While the horn is producing a tone in the temporal 3 mode its sound pressure is the same as the continuous mode.
- For nominal and peak current across UL regulated voltage range for filtered DC power and unfiltered (FWR [Full Wave Rectified]) power, see installation manual. 12VDC models are DC only.
- * Operating the horn in this mode at this voltage will result in not meeting the minimum ANSI/UL 464 reverberant sound level required for public mode fire protection service. These settings are acceptable only for private mode fire alarm use. Use the high dBA setting for public mode application (not applicable when using the chime tone. The chime tone is always private mode).

Architect & Engineering Specifications

The audible and/or visible signal shall be Potter EH24 Series or approved equal and shall be listed by Underwriters Laboratories Inc. per ANSI/UL 464. The notification appliance shall also be listed with the California State Fire Marshal (CSFM).

The notification appliance shall produce a peak sound output of 100 dBA or greater at 12 VDC or 24 VDC as measured in an anechoic chamber. The signaling appliance shall also have the capability to silence the audible signal while leaving the visible signal energized with the use of a single pair of power wires. Additionally, the user shall be able to select either continuous or temporal tone output with the temporal signal having the ability to be synchronized.

The appliance shall be polarized to allow for electrical supervision of the system wiring. The unit shall be provided with a mounting bracket with terminals with barriers for input/output wiring and be able to mount to a single gang or double gang box or double workbox without the use of an adapter plate. The unit shall have an input voltage range of 16-33 volts with either direct current or full wave rectified power.

The appliance shall be capable of test supervision without disconnecting wires, verify voltage without removing unit, and be capable of mounting to a surface back box.

GEH 24 VDC Low Profile Evacuation Horn

Model Number	Part Number	Nominal Voltage	Reverberant dBA @ 10ft., per ANSI/UL 464	In Anechoic Room dBA @ 10ft.
GEH24-R	904-1205-002	24 VDC	70-82	100
GEH24-W	904-1207-002	24 VDC	70-82	100

Model Designations:

W = Wall Mount
R = Red Faceplate
W = White Faceplate

All units are available in plain (no lettering).

Plain units are non-returnable.
ALERT bezel available
AGENT bezel available